

IB MYP Personal Project Parent's Meeting: Final Report

Dr. Nikia Showers

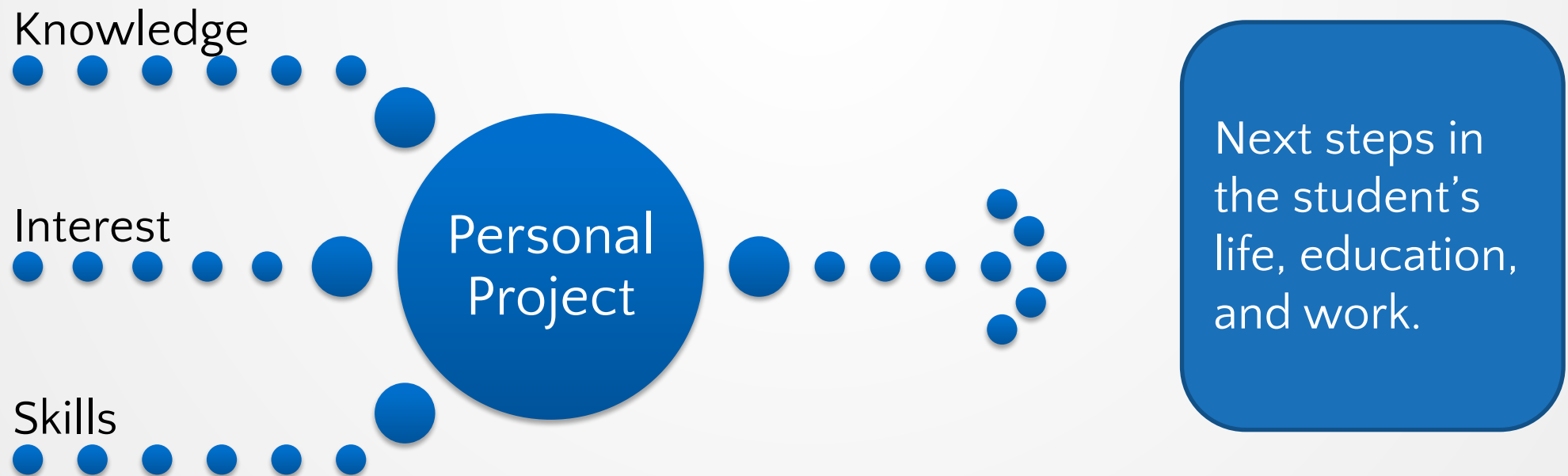
IB MYP and Personal Project Coordinator

<https://ibmypnorthatlanta.weebly.com/>

IB MYP Personal Project

The personal project provides an opportunity for students to undertake an **independent and age- appropriate exploration into an area of personal interest.**

Through the process of inquiry, action, and reflection, students are encouraged to **demonstrate and strengthen their ATL skills.**



IB MYP Personal Project

All students in the 9th and 10th grade are IB students.


The Personal Project is:

- a required culminating project for the IB MYP
- a requirement for eligibility for DP/ CP courses
- a formative and summative grade in CORE courses

MYP= Middle Years Programme

DP= Diploma Programme

CP= Career-related Programme



IB CONTINUUM
CONTINUUM DE L'IB
CONTINUO DEL IB


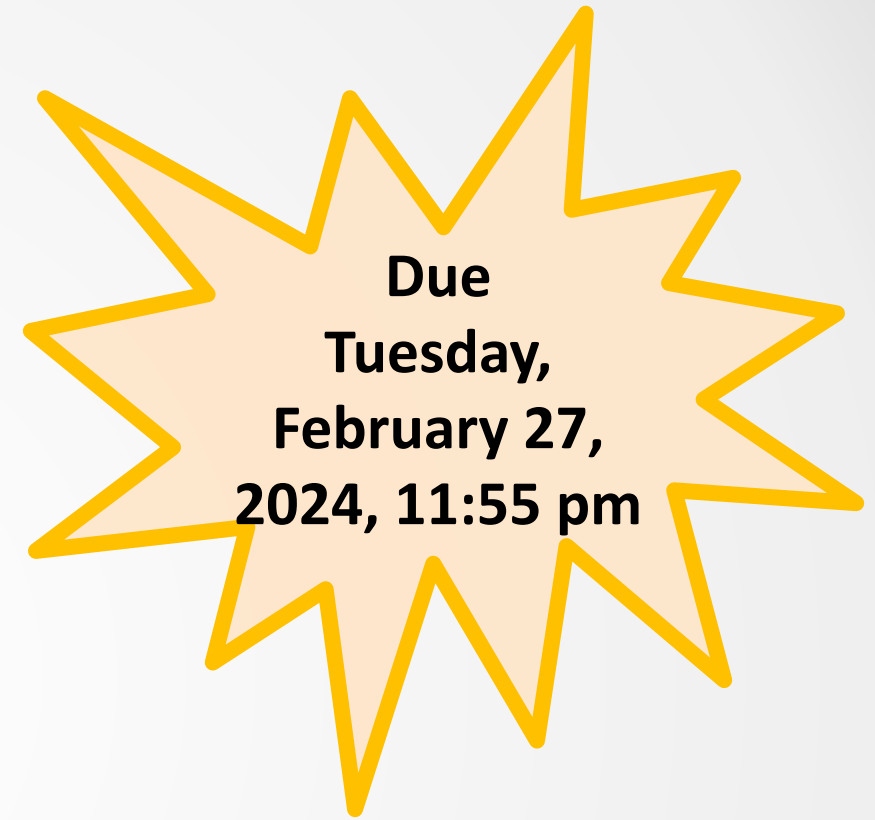
IB MYP Personal Project

Students...

- choose a **learning goal** (worth exploring)
- create a **product** (outcome; tangible)
- write a **report** (written or multi-media)
- over several months (due **Feb 27**)

In order to....


- **learn** something new
- **explore** something that they are interested in
- **build** a skill
- **create** something new
- **impact** their community and/or themselves



IB CONTINUUM
CONTINUUM DE L'IB
CONTINUO DEL IB

Personal project - 2nd semester

2/6	Uploading Final Report and Evidence of Product directions <ul style="list-style-type: none">○ during advisement○ on weebly site Presentation directions (in class) Step 20/ Appendix R in the Personal Project Guide
2/19 - 2/23	Winter Break
2/27	Submission - Final Report and Evidence of Product (in ManageBac by 11:55pm)
2/27	In-class Presentation and selection of IB Showcase participants



Calendar view of advisements

JANUARY 2024						
Sun	Mon	Tue	Wed	Thu	Fri	Sat
	1	2	3	4	5	6
7	8	X	X	X	X	X
X	X	X	X	X	X	X
X	X	X	X	X	X	X
X	X	X	31			

FEBRUARY 2024						
Sun	Mon	Tue	Wed	Thu	Fri	Sat
				1	2	3
4	5	6	7	8	9	10
11	12	13	14	15	16	17
18	19	Winter Break				24
25	26	27	28	29		

Final Report and Evidence of Product

What if my child has not started yet!? **They can get it done!**
Your child should use at least Step 16 to create the Final Report.

All students:

- **The prompts for Step 16 are in the Personal Project Guide.**
- Your child **may not address every prompt** from step 16 to create their report.
- They should be specific and clear, but avoid wordiness and redundancy.
- Steps 1-15 were designed to answer all the prompt questions.

IB MYP Personal Project Format (Step 18)

Two possible formats for the MYP Personal Project report:

- **written**
- **multimedia (written and recorded)**

Three possible languages, but students must get approval to complete the project in Spanish or French from Dr. Showers.

Written Reports (Typed) ONLY	OR	Multi-media Reports (Typed and Recording)
between 6 and 15 pages (typed)		between 5 and 6 pages (typed) & between 8 and 9 minutes (recorded)
File Type		
Document <i>File types: .doc, .docx, .pdf (non- editable), .rtf</i>		Recording <i>File types: .mp3, .m4a, .mp4, .mov (codec H264), .m4v</i>
Possible Languages*		
English	Spanish	French

If your child chooses **multimedia**, your child must decide how they will address criteria in the written and recorded portions of the report.

IB MYP Personal Project Format (Step 18)

*2 sample reports with feedback are on the weebly

Formatting Checklist	
Font & Margins	minimum 12 point & minimum 2cm
Heading	3 Major headings: Planning, Applying Skills, Reflecting
Evidence	Evidence presented in images must be clearly visible at the size submitted
Audio Visual Aids/ Recordings	See guide for details.
Product	Clear images of the product are required for both written and multi-media reports. No evidence of product = Maximum of 2 points possible per criteria
Bibliography	The bibliography is uploaded separately and is not included in the page limit. At least 3 sources.
No Title Page	Students should not include a title page
Academic Honesty	Students must have 3 conferences recorded in ManageBac . Advisor will print, and students and advisor will sign and submit to Dr. Showers.
Charts	You may include the Success Criteria, Action Plan, Success Criteria Rubric (evaluation of product) chart in your report. Do not include the ATL skills chart.

IB MYP Personal Project: Summative

2nd semester grade- SUMMATIVE	
MYP Grade (1-7) converted to numerical grade Summative grade in CORE classes	
Conference #3 with advisor (not assessed) *All 3 conference <u>must</u> be recorded in ManageBac under Meeting with Supervisor tab	*Students who submit after the due date and/or Grace Period are ineligible for IB DP/ CP level courses.
Final report and evidence of product	

*See guide for information concerning Grace Periods (page 12).

IB MYP Personal Project: criteria

Criteria A (Scale 0–8)	Planning	<ul style="list-style-type: none">i. state a learning goal for the project and explain how a personal interest led to that goalii. state an intended product and develop 8–10 appropriate success criteria for the productiii. present a clear, detailed plan for achieving the product and its associated success criteria.
Criteria B (Scale 0–8)	Applying Skills	<ul style="list-style-type: none">i. explain how the ATL skill(s) was/were applied to help achieve their learning goal.ii. explain how the ATL skill(s) was/were applied to help achieve their product.
Criteria C (Scale 0–8)	Reflecting	<ul style="list-style-type: none">i. explain the impact of the project on themselves or their learningii. evaluate the product based on 8–10 success criteria.

There are 3 criteria that have a max of 8 points each.

Example:

Kennedy earned the following scores:

Criteria A – 4

Criteria B – 7

Criteria C – 5

$4 + 7 + 5 = 16$

MYP Grade = 5

Traditional Grade = 90

Julian earned the following scores:

Criteria A – 3

Criteria B – 3

Criteria C – 3

$3 + 3 + 3 = 9$

MYP Grade = 3

Traditional Grade = 80

Conversion Chart

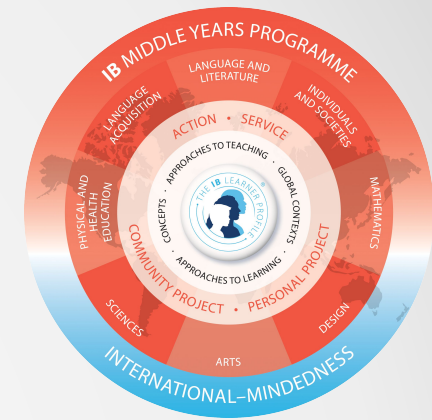
Lower Boundary	Upper Boundary	MYP Grade (ManageBac)	Traditional (Infinite Campus)
22	24	7	100
19	21	6	95
15	18	5	90
12	14	4	85
8	11	3	80
5	7	2	75
1	4	1	70
0	0	0	0

REMINDER: Only MYP 5 or higher and on-time submissions are eligible for DP/ CP level courses.

Traditional 10th grade Core Classes

Traditional 10th grade core courses	
10th grade Literature	AP Language
Pre-AP Chem	Chemistry
World History	AP World History
Geometry	

IB MYP Personal Project: resources



IB MYP site (weebly)

Personal Project Guide

Videos/ Documents

ManageBac Instructions for Students

Uploading Personal Project directions

Sample Reports

Other Resources

Due
Tuesday, February
27, 2024,
11:55pm

ManageBac

To-Do list

- Advisors must check off 3 conferences under Meeting with Supervisor tab

Submission

- all **final reports and evidence of product must be submitted in ManageBac by Feb 27, 11:55pm**
- Reports will be linked to Turnitin
 - 25%=plagiarism
 - Students will need to submit new report to Dr. Showers

Final Note

Reports must be submitted in ManageBac

- Students must follow the Uploading Final Report and Evidence of Product directions; no exception

Use Winter Break to finish and submit Report and Evidence of Product

- Do not wait until the last minute; I will open the window on Feb 19
- Late reports will cause ineligibility for DP and CP level courses

Use the weebly website for resources and examples

- charts
- directions
- example reports with feedback
- Personal Project Guide

All 3 conferences must be recorded in ManageBac

- Students must record conferences under Meeting with Supervisor tab
- Advisor will check off conferences on the students' To Do List
- Students must use the ManageBac Instructions for Students to post the conferences correctly
- If the conference is locked, the advisor can unlock it

<https://ibmypnorthatlanta.weebly.com/>

<https://northatlanta.managebac.com/login>

nikia.showers@atlanta.k12.ga.us